

**English Syllabus**  
**Class-I**  
**Books- Pearls (Semester 1 and 2)**  
**Good Grammar**

**Semester I**

<u><b>MONTH</b></u>	<u><b>TOPIC</b></u>	<u><b>GRAMMAR</b></u>	<u><b>ACTIVITY</b></u>	<u><b>CREATIVE WRITING</b></u>
April	The Alphabet- Capital letters, Small letters, Vowels, Consonant Sounds (three letter words),	Articles- a or an-intro. Sound Blends (Bl, Br, cl, fl, cr, fr, gl, gr) Digraph- ch, sh	Sound Blend Chain Circle Time- Introduction (Names)	Good Grammar- pages- As per the topic
May	L-1-What Fun! Poem- Baby Beds	Naming words (nouns) One and many (adding 's') Sound Blends (pl, pr, dl, dr, sl, tr ) Digraph- ph, th	Fun Time- Colour the ball Join the dots and colour the picture "Letter Blend"	Rebus Sentences. Pearls Grammar Worksheet pages – 55,56,57 Good Grammar pages – As per the topic
July	L-2-The Little Bird. L-3-What Are They Doing?  Poem- My Magic Shell.	Sentences – Capital letter and Full stop Action words (verbs)- Simple present  Sound Blends (sc, st, tr, sp, sm) Digraph- wh	Fun Time – Maze, Colour the Boxes- Word Association,	Completing sentences about yourself. Writing about what you like doing on a holiday. Pearls Grammar Worksheet pages - 57,58,59,60,61 Good Grammar pages – As per the topic
August	L-4-A Happy Family  Poem- The Day Has Begun.	Action words (verbs) – <i>simple present, ing</i> words Genders Sound Blends (sk, tw, sw )	Talking about things happening at present. Pasting Photographs of your family members.	Gathering information about your parents. Spot the difference Pearls Grammar Worksheet pages – 61,62,63 Good Grammar pages – As per the topic
September	L-5-Off to School  L-6-Gopa's Chair	Action words (verbs) - <i>-ed</i> words, Verbs – To be ( <i>is, are, am</i> ), has, have	Talking about what you did the previous day. Names of the rooms	Completing answers, Match the Columns, Write about Gopa Pearls Grammar Worksheet pages – 64,65,66,67 Good Grammar pages As per the topic

	<u>Semester II</u>			
October	L-1-Jungle School Poem- Books	Describing words (adjectives) Opposites Animals and their young ones	String story necklace  Fun Time – Colour the boxes	Sequencing – Number the sentences Pearls Grammar Worksheet pages – 47,48,49,50 Good Grammar pages – As per the topic
November	L-2-Little Spider’s First Web  Poem- Look at the Moon!	Revision of articles- a and an Pronouns-He,she,it,they Animal sounds	Talking about things that make you happy	Writing sentences about pictures Pearls Grammar Worksheet pages – 50,51,52,53 Good Grammar pages – As per the topic
December	L-3-The Magic Seed	Structure- This is/These are That is/Those are	Structure- Yes,I have, No,I don’t. I have/ I don’t have Spot the sight word	Picture Composition Pearls Grammar Worksheet pages – 53,54,55,56 Good Grammar pages – As per the topic
January	L-4-The Happy Train Poem- My Ball	Prepositions (in, on, under, above, behind) Conjunctions(and)	Making a word chain. Fun Time – Names of games	Picture reading, Listen and write,names of the games Pearls Grammar Worksheet pages – 56,57,58,59,60,61 Good Grammar pages – As per the topic
February/ March	<u>Grammar</u> Revision of previous grammar	Adverbs Punctuation- Capital Letter and Full Stop Sentences	Quiz	Good Grammar pages – As per the topic Picture Compositions

**Class I**  
**Mathematics Syllabus**  
**Book: Pearls (Semester 1 and 2)**  
**Semester I**

Months	Topics	Activity
April/May	<ul style="list-style-type: none"> <li>➤ <b><u>Chapter 1- Revision of pre-number concepts</u></b> <ul style="list-style-type: none"> <li>• Revision of shapes and patterns</li> </ul> </li> <li>➤ <b><u>Chapter 2- Numbers up to 20</u></b> <ul style="list-style-type: none"> <li>• Numbers on the Abacus</li> <li>• Before, After and Between</li> <li>• Comparing Numbers</li> <li>• Ascending and Descending Order (1-20)</li> <li>• Backward Counting (20-1)</li> <li>• Number Names 1 to 20</li> </ul> </li> </ul>	1. Making your own telephone book.  2. Jumping on number line.  3. Flash card activity for pairing numbers and its number name
July	<ul style="list-style-type: none"> <li>➤ <b><u>Chapter 5 - Numbers up to 50</u></b> <ul style="list-style-type: none"> <li>• All number sense concepts up to 50</li> <li>• Number Names 21 to 50</li> <li>• Place value-Tens and Ones</li> </ul> </li> <li>➤ <b><u>Chapter 3 - Addition up to 10</u></b> <ul style="list-style-type: none"> <li>• Cardinal and ordinal number</li> <li>• Skip counting by 2's</li> <li>• Table of 2</li> </ul> </li> </ul>	1. Ice-cream stick and bindi pasting activity- Add to make number 10  2. Making a model of Abacus
August	<ul style="list-style-type: none"> <li>➤ <b><u>Chapter 5 - Numbers up to 100</u></b> <ul style="list-style-type: none"> <li>• Number names 51 to 100</li> <li>• Place value- Hundreds, Tens and Ones</li> </ul> </li> <li>➤ <b><u>Chapter 4 - Subtraction up to 10</u></b> <ul style="list-style-type: none"> <li>• Skip counting by 3's and 5's</li> <li>• Table of 3 and 5</li> </ul> </li> </ul>	1. Enrichment activity as mentioned in pg. no. 116 for subtraction.
September	<ul style="list-style-type: none"> <li>➤ <b><u>Chapter 6 - Addition and Subtraction up to 100</u></b> <ul style="list-style-type: none"> <li>• Word problems of addition and subtraction</li> <li>• Skip counting by 4's and 10's</li> <li>• Table of 4 and 10</li> </ul> </li> </ul>	1. Family time activity-pg. no. 153

## Semester II (October till March)

Months	Topics	Activity
October	<ul style="list-style-type: none"> <li>➤ <b><u>Chapter 1 - Multiplication</u></b> <ul style="list-style-type: none"> <li>• Repeated addition</li> <li>• Multiplication on number line</li> <li>• Multiplication based on groups</li> <li>• Order in Multiplication</li> <li>• Revision of tables of 2, 3, 4, 5 and 10</li> </ul> </li> </ul>	1. Bindi pasting activity for repeated addition
November	<ul style="list-style-type: none"> <li>➤ <b><u>Chapter 4- Shapes and pattern</u></b> <ul style="list-style-type: none"> <li>• Plane shapes and solid shapes</li> </ul> </li> <li>➤ <b><u>Chapter 5 - Fractions</u></b> <ul style="list-style-type: none"> <li>• Whole, Half, Quarter</li> </ul> </li> </ul>	<p>1. PEC Activity based on shapes and forward and backward movement.</p> <p>2. Origami pasting activity on shapes and fractions.</p> <p>3. Sandwich making using fraction's concept</p>
December	<ul style="list-style-type: none"> <li>➤ <b><u>Chapter 5 - continue ...Fractions</u></b></li> <li>➤ <b><u>Chapter 2 - Time and money</u></b> <ul style="list-style-type: none"> <li>• Days of the week</li> <li>• Months of the year</li> </ul> </li> <li>➤ <b><u>Chapter 7 - Numbers 101-300</u></b> <ul style="list-style-type: none"> <li>• Number names 101-300</li> </ul> </li> </ul>	<p>1. Reading time from a model of clock</p> <p>2. Canteen activity</p>
January	<ul style="list-style-type: none"> <li>➤ <b><u>Chapter 3 - Measurement</u></b> <ul style="list-style-type: none"> <li>• Length, Weight and Capacity</li> </ul> </li> <li>➤ <b><u>Chapter 7 - Numbers 301-500</u></b> <ul style="list-style-type: none"> <li>• Number names 301-500</li> </ul> </li> </ul>	<p>1. Using body parts to measure length</p> <p>2. Using a jug, a mug, a glass and a cup to measure the quantity of water</p>

February	<ul style="list-style-type: none"> <li>➤ <b><u>Chapter 6 - Data Handling</u></b></li> <li>➤ <b><u>Chapter 7 Numbers 501-800</u></b> <ul style="list-style-type: none"> <li>• Number names 500-800</li> <li>• <b>Skip counting of 6's and 7's</b></li> <li>• <b>Table of 6 and 7</b></li> </ul> </li> </ul>	1.Bindi pasting activity using different colours
March	<ul style="list-style-type: none"> <li>➤ <b><u>Chapter 7 - Numbers 801-1000</u></b> <ul style="list-style-type: none"> <li>• Number names 801-1000</li> <li>• 3-digits number dictation</li> <li>• Revision of tables of 2, 3, 4, 5 and 10</li> </ul> </li> </ul>	Revision of the concepts

**Environmental Studies Syllabus**  
**Class – I**  
**Book - Pearls (Semester I and II)**

**SEMESTER – I**

<b>MONTH</b>	<b>CHAPTER NUMBER</b>	<b>CHAPTER</b>	<b>ACTIVITY</b>
<b>April/May</b>	<b>1</b> <b>2</b>	<b>All About Me</b> <b>My Body</b> <b>The Food We Eat</b>	<ul style="list-style-type: none"> <li>• Making a girl/boy puppet.</li> <li>• Simon Says..... game.</li> <li>• Making a food chart.</li> </ul>
<b>July</b>	<b>3</b> <b>4</b>	<b>The Clothes We Wear</b>  <b>Clean, Fit and Healthy</b>	<ul style="list-style-type: none"> <li>• Collage making - 'People who wear uniforms to work'.</li> <li>• Poster making- 'Being clean, fit and healthy.'</li> </ul>
<b>August</b>	<b>5</b> <b>6</b> <b>7</b>	<b>I Love My Family</b>  <b>Home, Sweet Home!</b>  <b>My School.</b>	<ul style="list-style-type: none"> <li>• Making a 'Thank You' Card for your parents.</li> <li>• A Tour to School.</li> </ul>
<b>September</b>	<b>8</b> <b>9</b>	<b>Let's Celebrate</b> <b>Safety Habits</b> <b>Good Manners</b>	<ul style="list-style-type: none"> <li>• Collage making – 'Festivals'.</li> <li>• Making a 3-D Traffic Light</li> </ul>
<b>SEMESTER-II</b>			
<b>October</b>	<b>1</b> <b>2</b>	<b>My Neighbourhood</b> <b>People at Work</b>	<ul style="list-style-type: none"> <li>• 'My Telephone Diary'</li> <li>• Meeting people who help us in our daily lives.</li> </ul>
<b>November</b>	<b>3</b> <b>4</b>	<b>The Animal World</b>  <b>Animals, Our Friends</b>	<ul style="list-style-type: none"> <li>• Collage of farm, water, and wild animals.</li> <li>• Animals, our friends- Mask/ puppet making.</li> </ul>
<b>December</b>	<b>5</b> <b>6</b>	<b>The World of Plants</b>  <b>We Need Air</b>	<ul style="list-style-type: none"> <li>• Making animal shapes using different types of leaves.</li> <li>• Be a wind detective! Making a wind streamer.</li> </ul>
<b>January</b>	<b>7</b> <b>8</b>	<b>We need Water.</b>  <b>How is the Weather?</b>	<ul style="list-style-type: none"> <li>• Making a 'Save Water' badge.</li> <li>• Making a paper plate rainbow.</li> </ul>
<b>Feb/March</b>	<b>9</b>	<b>Up in the Sky</b>  <b>Thank You, All!</b>	<ul style="list-style-type: none"> <li>• Making different shapes of moon for fourteen days.</li> </ul>

**CLASS I**  
**SUBJECT-COMPUTER SCIENCE**  
**BOOK PRESCRIBED:TOUCHPAD**

<b>MONTH</b>	<b>TOPIC</b>
<b>April/May</b>	<b>L-1: Computer – A smart machine</b>
<b>July</b>	<b>L-2: Parts of a computer</b>
<b>August</b>	<b>L-3: The keyboard and The mouse</b>
<b>September</b>	<b>L-4: Let’s Type in Rapid typing</b>
<b>October</b>	<b>L-5: Tux Paint</b>
<b>November</b>	<b>L-6: Let’s paint</b>
<b>December</b>	<b>l-7: Reasoning and critical thinking</b>
<b>January</b>	<b>L-8: Introduction to Artificial Intelligence</b>
<b>February/March</b>	<b>Posters in MS-Paint, How to play games Revision</b>

## **SYLLABUS : ART CLASS I**

<b>April</b>	<b>Beautiful flower (colouring) Yummy ice cream (colouring) Beautiful stars Shapes Activity</b>
<b>May</b>	<b>Sunflower Beautiful Kite Shapes Pattern</b>
<b>July</b>	<b>Watermelon My Friend Butterfly Kite Beautiful Bird</b>
<b>August</b>	<b>Peacock Lady Bird Our National Flag Cute Cat</b>
<b>September</b>	<b>I Like Mushroom Flower Face Cartoon Character Green Dustbin My Home</b>
<b>October</b>	<b>Lotus Beautiful Hut My Shirt Clever Owl</b>
<b>November</b>	<b>Colour The Tree My Umbrella Grapes- Glitter Impression Leaves And Flower</b>
<b>December</b>	<b>Naughty Fish Pattern Design My Hand</b>



**January**

**Candy And Toffee**  
**The Boat**  
**My Ball**  
**Paper Folding**

**February**




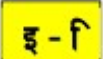

**Shapes – Pencil Shading Activity**  
**Happy Holi**













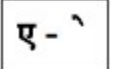


कक्षा - 1  
विषय - हिंदी  
वार्षिक परियोजना



• पाठ्य पुस्तक – जूही हिंदी पाठमाला - 1

क्रम	अवधि	पाठ्यक्रम	गतिविधि
1	अप्रैल – मई	<p>1. वर्णमाला ( दोहराना )</p> <p>2. </p> <p>❖ बिना मात्रा वाले शब्द ❖ इन शब्दों का वाक्य प्रयोग</p> <p> पाठ - शरबत चख</p> <p>3. </p>	<p>▪ ' चुन्नुन बंद र' नामक गीत याद करना।</p> <p>▪ कुछ गतिविधियों 'आ की मात्रा' से</p>
		<p>❖ आ - 1 की मात्रा वाले शब्द ❖ आ - 1 की मात्रा वाले शब्दों का वाक्य प्रयोग</p> <p>• पाठ - दावत</p>	
2	जुलाई - अगस्त	<p> </p>	<p>▪ गीत 'मकड़ी रानी' याद करना</p>

	<p>❖ इन मात्राओं का शब्द भंडार और वाक्य प्रयोग</p> <p> पाठ - सितार बजा</p> <p> पाठ - गीता और वाणी</p> <p>❖ चित्रकथा - मछलियों की होशियारी</p>	<p>▪ हमारे घर में भी हैं 'ई की मात्रा' वाली कुछ चीज़ें</p> <p>हम हैं प्राणी जिनके नाम में आती है 'ई की मात्रा'</p>
3 अगस्त - सितंबर	<p> </p> <p> </p> <p>❖ इन मात्राओं का शब्द भंडार और वाक्य प्रयोग</p> <p> पाठ - गुड़िया की चुनरी</p> <p> पाठ - तरबूज का रस</p> <p> पाठ - गुटरू कबूतर</p>	<p>'उ की मात्रा' से खाना खज़ाना</p> <p>▪ कुछ गतिविधियाँ 'ऊ की मात्रा' से</p>

4 सितंबर - अक्टूबर	<p> </p> <p>❖ इन मात्राओं का शब्द भंडार और वाक्य प्रयोग</p> <p> पाठ - शेर की दहाड़</p> <p>• एक - अनेक</p>	<p>▪ गीत 'मकड़ी राती' याद करना</p> <p>▪ कुछ गतिविधियाँ 'ए की मात्रा' से</p>
5 अक्टूबर - नवंबर	<p></p> <p>▪ पाठ - मैना उड़ गई</p>	<p>▪ 'ऐ की मात्रा' से स्थानों के नाम</p>

6 नवंबर - दिसंबर	<div style="display: flex; justify-content: space-around; align-items: center;"> <div style="border: 1px solid black; padding: 2px 5px;">ओ - ी</div> <div style="border: 1px solid black; padding: 2px 5px;">औ - ॱ</div> </div> <p>❖ इन मात्राओं का शब्द भंडार और वाक्य प्रयोग</p> <ul style="list-style-type: none"> <li>● पाठ - तोता और मोर</li> <li>● पाठ - लौकी की बेल</li> <li>■ लडका - लडकी</li> </ul>	<ul style="list-style-type: none"> <li>■ गीत 'पकौड़ी' याद करना</li> <li>■ 'जंगल टाइम' - ओ की मात्रा</li> <li>■ कुछ बच्चों के नाम लिखना जिनमें 'औ - ॱ' की मात्रा आए।</li> </ul>
------------------	--	--

7 दिसंबर - जनवरी	<p>➤ दसखड़ी</p> <div style="display: flex; justify-content: space-around; align-items: center;"> <div style="background-color: yellow; padding: 2px 5px;">अं - ँ</div> <div style="background-color: yellow; padding: 2px 5px;">अँ - ँ</div> </div> <p>❖ इन मात्राओं का शब्द भंडार और वाक्य प्रयोग</p> <ul style="list-style-type: none"> <li>● पाठ - संचित की पतंग</li> <li>● पाठ - मेले की सैर</li> <li>■ उल्टे अर्थवाले शब्द</li> </ul>	<ul style="list-style-type: none"> <li>■ चित्रकथा - नौ की रसोई ( छात्रों द्वारा प्रत्येक चित्र के बारे में बताना और कहानी सुनाना )</li> <li>■ 'गुल्लक' कविता याद करना</li> </ul>
8 जनवरी - फरवरी	<p>➤ मैं - मेरा परिवार</p> <ul style="list-style-type: none"> <li>● क्ष , त्र , झ , श्र - संयुक्ताक्षर</li> <li>● दो व्यंजन साथ - साथ</li> <li>● ध्वनियों के चिह्न</li> </ul>	<ul style="list-style-type: none"> <li>■ गीत ' हाथी ' याद करना</li> </ul>





- र के बहुत से रूप
- आओ गिनें

➤ चित्र वर्णन



9 फरवरी - मार्च

पढ़ने की तैयारी



-  बरखा रानी - कविता
-  मैं किसी को नहीं मारूँगा
-  मेट्रो की सैर - शब्द चित्र
-  डॉक्टर जिराफ - कार्टून

कथा

-  आप जानते हैं - जानकारी
-  कैसे लगते भालू राम - कविता

इन सभी पाठों का केवल पठन करवाया जाएगा।

- छात्रों को स्वस्थ रहने की अच्छी आदतों से अवगत करवाना।

नोट — 4 अलग - अलग विषयों पर 'रचबालक लेखन' लिखवाया जाएगा।